












#88 ECLIPSE SAMPLING STATION PARTS LIST





#	PHOTO	PART NUMBER	DESCRIPTION	LIST PRICE
B		X130	3/4" Cap, Handle, Screw Complete	\$ 26.81
134 Handle (1), 9452-88 Screw (1), 88-24 Washer (1), 137 Brass Screw (1), 124 Iron Cap (1) 344-N Bolt (2) 344-B Nut (2)				
1		134	Iron Handle	\$ 9.12
		9452-88	Handle Screw	\$ 1.33
		88-24	Handle Washer	\$ 1.33
5		137	3/4" Brass Screw	\$ 13.65
2		124	3/4" Iron Cap	\$ 6.79
3		344-B	Iron Cap Bolt (2 per cap)	\$ 1.38
4		344-N	Iron Cap Nut (2 per cap)	\$ 1.38
19		915	Iron Neck	\$ 23.96
6		918	Brass Elbow	\$ 18.86
7		88-3	Brass Nozzle (unthreaded)	\$ 29.14

		88-25	Vinyl Cap to Protect 88-3 Nozzle	\$ 1.33
8		322	3/4" Iron Slide	\$ 2.37
18		1GAL	1" Galvanized Exterior Pipe (price per foot)	\$ 9.06
9		3/8BP	3/8" Operating Rod (price per foot)	\$ 24.10
10		3/8 X 1/4BR	3/8" x 1/4" Brass Bell Reducer	\$ 6.13
11		1/4 X 1 1/2BN	1/4" x 1 1/2" Brass Nipple	\$ 3.72
A		X8813-NS	New Style Plunger Complete (1/4" Female)	\$ 30.76
88-13-Plunger (1), 88-21 O-ring (1), 418-A Flat Washer (1), 418-B Beveled Washer (1), 311 Nut (2)				
15		88-13	Brass New Style Plunger	\$ 23.27
16		311-SS	Plunger Tip Nut (2 per plunger)	\$ 1.33
		X884	New Style #88 Repair Kit	\$ 3.92
88-21 O-ring (1), 418-A Flat Washer (1), 418-B Beveled Washer (1)				
12		88-21	O-Ring for Plunger	\$ 1.33
13		418-A	Flat Seat Washer	\$ 1.33




14		418-B	Beveled Seat Washer	\$ 1.33
		9435	Sampling Point Cover	\$ 1.33
22		88-7	Copper Tubing 1/4" (price per foot)	\$ 3.70
21		88-9	Needle Valve 1/4" x 1/4"	\$ 19.19
23		88-8	Brass Elbow 1/4" Tube x 1/8" Pipe	\$ 5.34
17		88-10	Brass Valve Body - 1/4"	\$ 49.59
C		X883	Aluminum Cover and Base Complete	\$ 408.59
88-1-A Front Cover (1), 88-1-B Back Cover (1), 88-2 Base (2), 88-4 Bolt (4), 9465-88 Lock Washer (4), 88-5 Nut (4), 88-16 Bolt (2), 88-14 Washer (8), 9461-88 Lock Washer (2), 77Q-88 Nut (2)				
24		88-16	Cover to Base Bolt (2 per assembly)	\$ 1.43
		88-14	Spacing Washer (8 per assembly)	\$ 1.33
		9461-88	Lock Washer (2 per assembly)	\$ 1.33
25		77Q-88	Cover to Base Nut (2 per assembly)	\$ 1.33
D		X881	Aluminum Cover Complete	\$ 292.86
88-1-A Front Cover (1), 88-1-B Back Cover (1), 88-6-AI Rivets (2)				

31		88-1-A	88 Cover "A"	\$ 146.44
30		88-1-B	88 Cover "B"	\$ 146.44
28		88-6-AL	Rivets for #88 Cover (2 per case)	\$ 1.33
E		X882	Aluminum Base Complete	\$ 125.16

88-2 Base (2), 88-4 Bolt (4), 9465-88 Lock Washer (4), 88-5 Nut (4)

32		88-2	88 Base	\$ 62.58
27		88-4	Bolt for Base (4 per base)	\$ 1.43
		9465-88	Lock Washer (4 per base)	\$ 1.33
26		88-5	Nut for Base (4 per base)	\$ 1.43




#88 ECLIPSE SAMPLING STATION OPTIONS PARTS LIST







#	PHOTO	PART NUMBER	DESCRIPTION	LIST PRICE
		88P-1S	Small Pump	\$ 52.83
		Z88PS	Large Pump	\$ 102.00
		88-3T	Brass Nozzle (threaded)	\$ 45.95

	88-26	Vinyl Cap to Protect 88-3T Nozzle	\$ 1.33
	1BP	1" Brass Exterior Pipe (price per foot)	\$ 60.72
	3/8CT	Copper Tubing 3/8" (extreme cold climate) (price per foot)	\$ 3.65
	3/8BV	3/8" Brass Ball Valve (extreme cold climate)	\$ 32.13
	88-9B1	3/8" Brass Elbow (extreme cold climate)	\$ 12.36
	88-9C	3/8" Brass Adapter (extreme cold climate)	\$ 8.17
	88-17	Clamp (extreme cold climate)	\$ 7.51
	88-9A	1/4" Brass Ball Valve	\$ 37.69
	88-9B	1/4" Comp.X 1/4" MIP Adapter	\$ 7.39
	3PN	3" Pipe for Pedestals (price per foot)	\$ 32.80
	88-23	Bolt for Pedestals (4 per pedestal)	\$ 3.43
	855	Coupling for 88 with Pedestal	\$ 58.84
	X881D	Plastic Dome Assembly Complete	\$ 229.54
88-1D Dome (1), 882 Pipe Bracket (1), 883 U-Bolt (1), 884 Base Flange (1), 886 Lock Bracket (1), 887 Spring Pin (3), 889 Screw Nail (2), 3P Pipe (.625 feet), 344-B Bolt (2), 88-14 Washer (2)			

	88-1D	Plastic Dome	\$ 113.30
	882	Pipe Holder Bracket	\$ 28.58
	883	1/4-20 U-Bolt w/ Nuts	\$ 3.30
	884	Base Flange	\$ 37.82
	886	Lock Bracket	\$ 1.55
	887	Spring Pin - 1/4" x 7/8" (3 per flange)	\$ 1.33
	889	Screw Nail - #8 x 1/2" (2 per bracket)	\$ 1.33
	885	Pedestal Flange	\$ 38.41

#88 ECLIPSE SAMPLING STATION OLD STYLE PARTS LIST

#	PHOTO	PART NUMBER	DESCRIPTION	LIST 2009
		X8813-FEMALE	Plunger Complete 3/8" Female Threads	\$ 35.37
88-13-FEMALE Plunger (1), 88-12 O-ring (1), 418-A Flat Washer (1), 418-B Beveled Washer (1), 311-SS Nut (2)				
		88-12	O-ring for X8813 (Male or Female)	\$ 2.20
		X8813-MALE	Plunger Complete 1/4" Male Threads	\$ 35.45

	88-13-MALE Plunger (1), 88-11 O-ring (1), 88-12 O-ring (1), 418-A Flat Washer (1), 418-B Beveled Washer (1), 311-SS Nut (2)		
	88-11	O-ring for X8813 (Male)	\$ 1.49
	88-10/OLD	Brass Valve Body - 3/8"	\$ 49.59
	88-1P	Old Plastic Box for #88	\$ 170.32
	88-1PK	Key - Old #88 Plastic Box	\$ 69.38
	88-1PL	Old Plastic Box Lock Assembly	\$ 15.45
	88-20	Clamp for Old Plastic Box	\$ 13.87