













#88WC ECLIPSE SAMPLING STATION PARTS LIST

#	PHOTO	PART NUMBER	DESCRIPTION	LIST PRICE
4		190BE	1" 90 Degree Brass Elbow	\$ 19.80
3		1BV	1" Brass Ball Valve	\$ 73.47
2		91-C1	Brass 1/8" Bent-Nose Petcock	\$ 45.59
		91-C1-SCREW	Set Screw for 91-C1 Petcock	\$ 2.06
1		1BP	1" Brass Stand Pipe (price per foot)	\$ 60.72
C		X883	Aluminum Cover and Base Complete	\$ 408.59
88-1-A Front Cover (1), 88-1-B Back Cover (1), 88-2 Base (2), 88-4 Bolt (4), 9465-88 Lock Washer (4), 88-5 Nut (4), 88-16 Bolt (2), 88-14 Washer (8), 9461-88 Lock Washer (2), 77Q-88 Nut (2)				
5		88-16	Cover to Base Bolt (2 per assembly)	\$ 1.43
10		88-14	Spacing Washer (8 per assembly)	\$ 1.33
		9461-88	Lock Washer (2 per assembly)	\$ 1.33
6		77Q-88	Cover to Base Nut (2 per assembly)	\$ 1.33
A		X881	Aluminum Cover Complete	\$ 292.86

	88-1-A Front Cover (1), 88-1-B Back Cover (1), 88-6-AL Rivets (2)			
12		88-1-A	88 Cover "A"	\$ 146.44
11		88-1-B	88 Cover "B"	\$ 146.44
9		88-6-AL	Rivets for #88 Cover (2 per case)	\$ 1.33
B		X882	Aluminum Base Complete	\$ 125.16
	88-2 Base (2), 88-4 Bolt (4), 9465-88 Lock Washer (4), 88-5 Nut (4)			
13		88-2	88 Base	\$ 62.58
8		88-4	Bolt for Base (4 per base)	\$ 1.43
		9465-88	Lock Washer (4 per base)	\$ 1.33
7		88-5	Nut for Base (4 per base)	\$ 1.43
#88WC ECLIPSE SAMPLING STATION OLD STYLE PARTS LIST				
#	PHOTO	PART NUMBER	DESCRIPTION	LIST PRICE
2		91-C	Brass 1/4" Bent-Nose Petcock	\$ 75.24